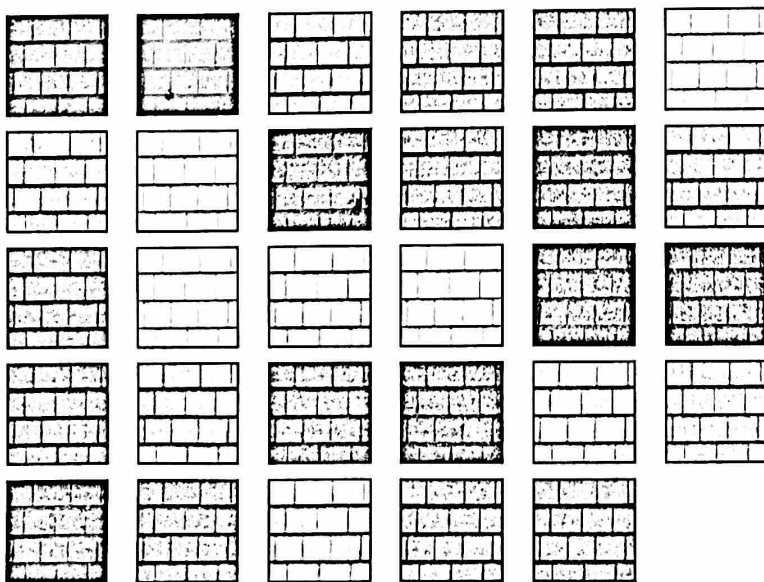


PRODUCTS AVAILABLE NEAR ZIP CODE:

ENTER ZIP CODE

**PLEASE ENTER YOUR ZIP CODE TO VIEW PRODUCTS
AVAILABLE IN YOUR AREA**



CEDAR IMPRESSIONS® TRIPLE 5" STRAIGHT EDGE SAWMILL SHINGLES

[OVERVIEW](#)

[TECHNICAL INFO](#)

[INSTALLATION](#)

[WARRANTY](#)

[SUSTAINABILITY](#)

[FIND A PRO](#)

Cedar Impressions® Triple 5" Straight Edge Sawmill Shingles feature an authentic sawmill texture, with molded textures and patterns that replicate the effect of saw blades and splitting tools. They are available in 23 colors, including high performance deluxe colors. And Cedar Impressions Triple 5" mitered cornerposts are now offset, blending corners harmoniously for a more accurate appearance.

In addition to these new aesthetic touches, Cedar Impressions Triple 5" Straight Edge Sawmill Shingle panels have many new enhancements to improve the ease and quality of installation. New HammerTapper™ assist pads, SureStop™ recessed nailing areas, long molded perimeter locks and weep holes ensure a more secure, accurate and lasting installation.

PRODUCT OVERVIEW

- [Cedar Impressions® Brochure](#)
- [No Place Like Home Brochure](#)
- [Finishing Touches Brochure](#)
- [TrimIt™ Design Tool \(More Info\)](#)

TECHNICAL SPECS

- [Cedar Impressions® Specifications](#)
- [3-Part Spec Sheet - PDF](#)
- [Cedar Impressions ICC Approval](#)
- [CCMC Evaluation Report 13508R \(More Info\)](#)

INSTALLATION

- [Vinyl Siding and Polymer Shakes Installation Manual](#)
- [CCMC Approved Drainage Installation Instructions \(Canada\) \(More Info\)](#)

WARRANTY

- [Cedar Impressions®
Warranty
\(More Info\)](#)

TECHNICAL INFORMATION

Whether you need to obtain product dimensions for calculating the amount of siding you need for a job or find specific code numbers to verify compliance with local building codes, you will find it here.

SPECS

- [Cedar Impressions®
Specifications](#)
- [3-Part Spec Sheet -
doc](#)
- [3-Part Spec Sheet -
PDF](#)
- [Cedar Impressions
ICC Approval](#)
- [CCMC Evaluation
Report 13508R](#)
- [Cedar Impressions
Ontario Minister
Ruling 10-10-247](#)
- [Cedar Impressions
Windload Rating
Memo](#)
- [SDS - Molded
Shakes and
Shingles](#)
- [Texas Department
of Insurance \(TDI\)](#)

INSTALLATION

Proper installation is critical.

These instructions describe and illustrate the steps involved in installing CertainTeed siding, trim, and accessories. Their purpose is to provide detailed information and how-to tips that will simplify the installation process.

CertainTeed shall not accept any liability or responsibility under its written warranty for failure caused by application that does not meet the requirements for proper installation.

CertainTeed has put together a full installation manual both in English and Spanish. Product specific installation guidelines are provided to the right where applicable for specialty products.

INSTALLATION

- [Cedar Impressions Triple 5" Sawmill Shingles Installation Instructions](#)
- [Vinyl Siding and Polymer Shakes Installation Manual](#)
- [Replacing a Damaged Cedar Impressions® Panel](#)
- [Repairing/Replacing Cedar Impressions Panels Bulletin](#)
- [CCMC Approved Drainage Installation Instructions \(Canada\)](#)

WARRANTY DETAILS

You can feel confident that you have made the right decision buying from CertainTeed, a company that is an industry leader and stands behind its products with strong warranty protection.

WARRANTY

- [Cedar Impressions® Warranty](#)

The Cedar Impressions Siding Lifetime Limited Warranty will provide you with specific coverage information.

SUSTAINABILITY INFORMATION

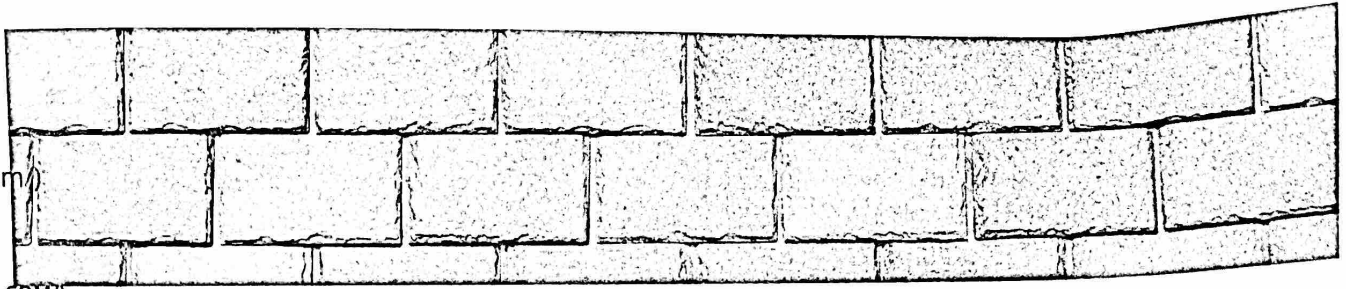
CertainTeed respects the environment through the responsible development of sustainable vinyl and polymer siding products and systems

SUSTAINABILITY DOCS

- [Life Cycle Assessment - Study](#)
- [Home Innovations Lab - NGSB Green Approved Certificate - Cedar Impressions](#)



Ask an Expert



Majestic Slate

The Traditional Beauty of Slate with the Durability and Proven Protection of a Synthetic

An affordable and environmentally-friendly alternative to natural slate, EcoStar's Majestic Slate™ captures the traditional beauty of slate roof tiles while providing the durability and proven protection of a synthetic. Majestic Slate is manufactured with post-industrial recycled content to create a lightweight and environmentally responsible alternative to natural slate. Majestic tiles are proven to protect against the most extreme elements such as rain, hail, snow, fire, extreme temperature change and UV sunlight.

We'd love to see photos of your EcoStar roof! Contact our main office at 800-211-7170 to feature your home.

PRODUCT OFFERINGS

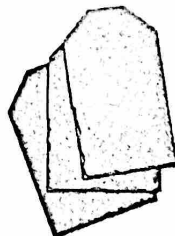
FEATURES & BENEFITS

GALLERY

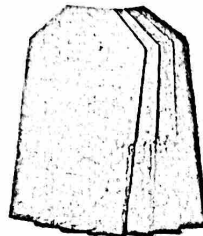
RESOURCES

Product Offering

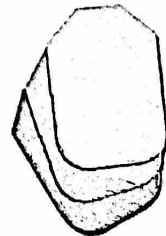
Many unique shapes and designs have been seen in slate roofing throughout history. EcoStar offers Majestic Slate in five tile shapes, along with Hip & Ridge, for endless opportunities to create unique and custom designs for any residential or commercial project. Whether your design calls for a traditional Georgian, modern bungalow, or contemporary ranch, our Majestic tile line has the perfect combination of options to enhance the personality of your architectural style.



12" Traditional

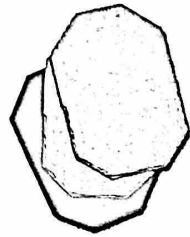


10" Traditional



Beaver Tail

The classic look of the 12" Traditional tile provides beauty and architectural appeal to any building.



Beveled Edge

The look of scalloped edges in a hexagonal pattern makes beveled edge tiles a classic.

This rare style can be intermixed with traditional slate tiles or used separately for historical applications.



Random Width Blend

The Random-Width Blend is an even blend of 6", 9" and 12" synthetic slate tiles, which provides unparalleled beauty.

An even number of each size tile is included in every bundle for ease of installation on-site. These synthetic slate tiles combine the strength and durability of EcoStar's traditional product lines with the added benefit of multiple widths.

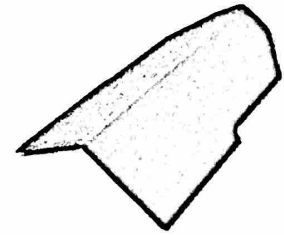
The same look and appeal of the 12" Traditional in a smaller size for additional customization.



Chisel Point

Chisel Point tiles form a beautiful diamond pattern on the roof, reminiscent of European roof designs

The rounded look makes this classic slate tile perfect for designing unique roof patterns or creating a true carriage house appeal.



Hip & Ridge


Majestic Slate Hip and Ridge is designed to provide the look of natural stone slate in the ridge and hip portions of the roof. Tiles are 18"l x 12"w x 1/4"h and available in 11 colors.

Majestic Slate Standard Colors



(https://ecostarllc.com/content/uploads/2016/01/Black.jpg)

Black




(https://ecostarllc.com/content/uploads/2016/01/CedarBrown.jpg)

Cedar Brown



(https://ecostarllc.com/content/uploads/2016/01/ChestnutBrown.jpg)

Chestnut Brown




(https://ecostarllc.com/content/uploads/2016/01/Driftwood.jpg)

Driftwood




(https://ecostarllc.com/content/uploads/2016/01/EarthGreen.jpg)

Earth Green




(https://ecostarllc.com/content/uploads/2016/01/FederalGray.jpg)

Federal Gray




(https://ecostarllc.com/content/uploads/2016/01/MidnightGray.jpg)

Midnight Gray



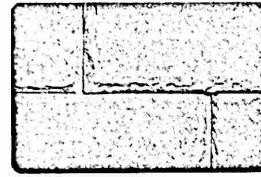
(https://ecostarllc.com/content/uploads/2016/01/MountainPlum.jpg)

Mountain Plum




(https://ecostarllc.com/content/uploads/2016/01/SageGreen.jpg)

Sage Green



(https://ecostarllc.com/content/uploads/2016/01/SmokeGray.jpg)

Smoke Gray



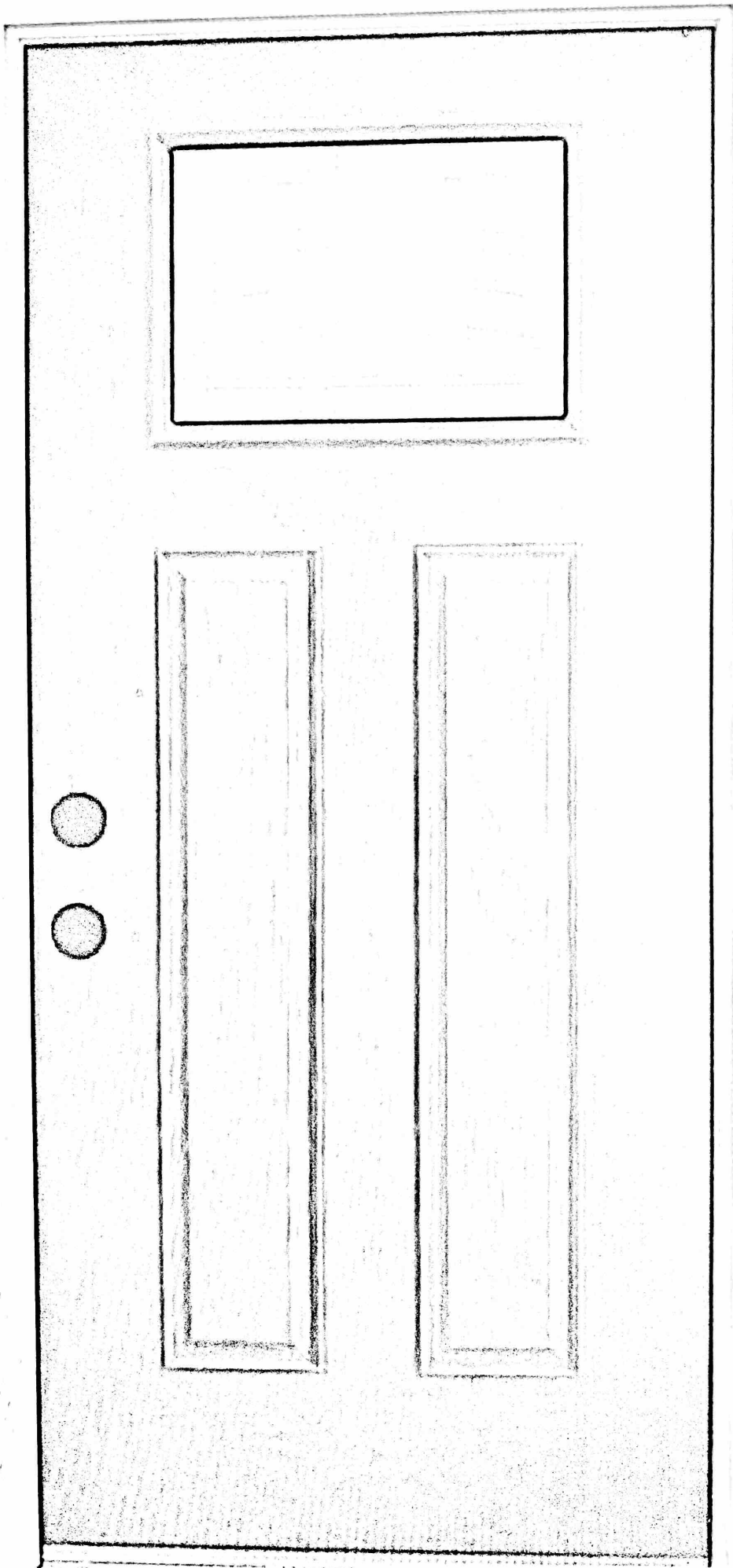
(https://ecostarllc.com/content/uploads/2016/01/StoneRed.jpg)

Stone Red

Think EcoStar might be right for you?

Let's talk about your roofing project.

CONTACT US (/CONTACT-US/)



46-48 Grove Street


North Plainfield

**APPLICATION TO THE NORTH PLAINFIELD
HISTORIC PRESERVATION COMMISSION**

The attached image is the door that is proposed to be use for both the front and rear doors of the building. The only difference will be that instead of an etched window pane, we will be using two lights with a vertical muntin between them. The door will be painted to match the color pallet to be used.

GERCINO SOARES

A handwritten signature in black ink, appearing to read 'Gercino Soares', written in a cursive style.

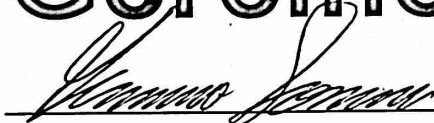


**46 – 48 GROVE STREET
NORTH PLAINFIELD**

**APPLICATION TO THE NORTH PLAINFIELD
HISTORIC PRESERVATION COMMISSION**

The applicant proposes to use either Marvin or Jeld-win wood windows for three of the windows on the project that require an 18 over 1 simulated divided light double-hung window for the project. Cut-sheets from the manufacturer were not available at the time when submission of the additional information was required for the application made to the North Plainfield Historic Preservation Commission.

Gercino Soares



Gercino Soares

Owner